

Eagle HC 60M 285-305 Watt

MONO CRYSTALLINE MODULE

Positive power tolerance of 0~+3%

- Half Cell
- Mono 60 Cell
- System Voltage: 1000 VDC

(Made in China)



KEY FEATURES



5 Busbar Solar Cell:

5 busbar solar cell adopts new technology to improve the efficiency of modules, offers a better aesthetic appearance, making it perfect for rooftop installation.



High Efficiency:

Higher module conversion efficiency (up to 19.07%) benefits from Half Cells structure (low resistance characteristics).



PID RESISTANT:

Limited power degradation of Eagle module caused by PID effect is guaranteed under strict testing condition (85 C /85%RH,96hours) for mass production.



Low-light Performance:

Advanced glass and solar cell surface texturing allow for excellent performance in low-light environments.



Severe Weather Resilience:

Certified to withstand: wind load (2400 Pascal) and snow load (5400 Pascal).



Durability against extreme environmental conditions:

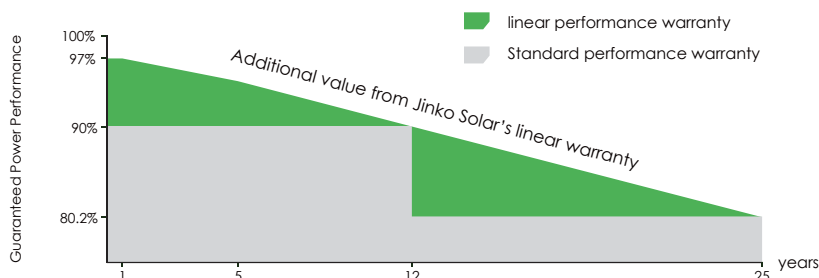
High salt mist and ammonia resistance certified by TUV NORD.



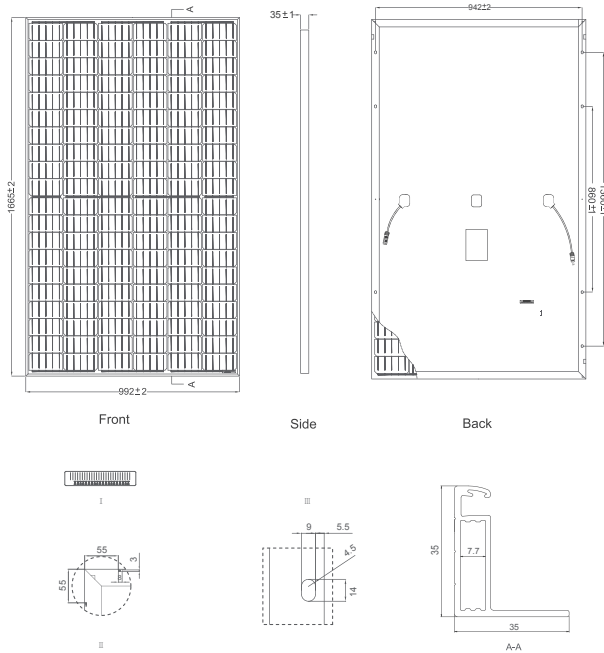
LINEAR PERFORMANCE WARRANTY

10 Year Product Warranty • 25 Year Linear Power Warranty

- ISO9001:2008、ISO14001:2004、OHSAS18001 certified factory.
- IEC61215、IEC61730 certified products



Engineering Drawings

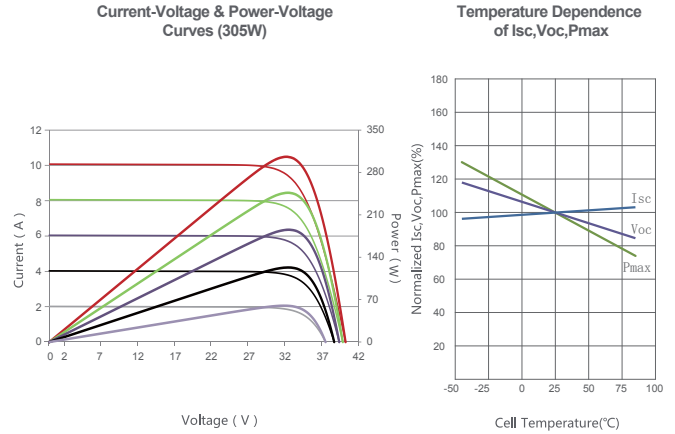


Packaging Configuration

(Two pallets =One stack)

26pcs/pallet , 52pcs/stack,840pcs/40'HQ Container

Electrical Performance & Temperature Dependence



Mechanical Characteristics

Cell Type Mono-crystalline 156×156mm (6 inch)

No.of Half-cells 120 (12×10)

Dimensions 1665×992×35mm (65.55×39.05×1.38 inch)

Weight 19.0 kg (41.9 lbs)

Front Glass 3.2mm, Anti-Reflection Coating, High Transmission, Low Iron, Tempered Glass

Frame Anodized Aluminium Alloy

Junction Box IP67 Rated

Output Cables (+) 290mm, (-) 145mm or Customized Length

Connector JK03M; Jinko PV Material

SPECIFICATIONS

Module Type	JKM285M-60H		JKM290M-60H		JKM295M-60H		JKM300M-60H		JKM305M-60H	
	STC	NOCT	STC	NOCT	STC	NOCT	STC	NOCT	STC	NOCT
Maximum Power (Pmax)	285Wp	212Wp	290Wp	216Wp	295Wp	220Wp	300Wp	224Wp	305Wp	227Wp
Maximum Power Voltage (Vmp)	32.0V	29.9V	32.2V	30.2V	32.4V	30.4V	32.6V	30.6V	32.8V	30.8V
Maximum Power Current (Imp)	8.91A	7.12A	9.02A	7.15A	9.11A	7.24A	9.21A	7.32A	9.30A	7.40A
Open-circuit Voltage (Voc)	38.7V	36.4V	39.5V	36.6V	39.7V	36.8V	40.1V	37.0V	40.3V	37.2V
Short-circuit Current (Isc)	9.63A	7.72A	9.76A	7.81A	9.88A	7.89A	9.98A	8.01A	10.07A	8.12A
Module Efficiency STC (%)	17.26%		17.56%		17.86%		18.16%		18.47%	
Operating Temperature(°C)					-40°C~+85°C					
Maximum system voltage					1000V DC (IEC)					
Maximum series fuse rating					20A					
Power tolerance					0~+3%					
Temperature coefficients of Pmax					-0.37%/°C					
Temperature coefficients of Voc					-0.29%/°C					
Temperature coefficients of Isc					0.048%/°C					
Nominal operating cell temperature (NOCT)					45±2°C					

STC: Irradiance 1000W/m²

Cell Temperature 25°C

AM=1.5

NOCT: Irradiance 800W/m²

Ambient Temperature 20°C

AM=1.5

Wind Speed 1m/s

* Power measurement tolerance: ± 3%