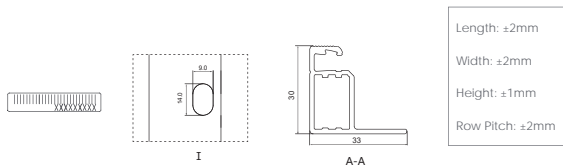
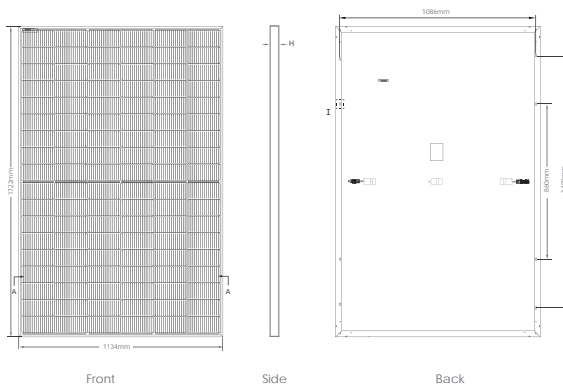


Engineering Drawings

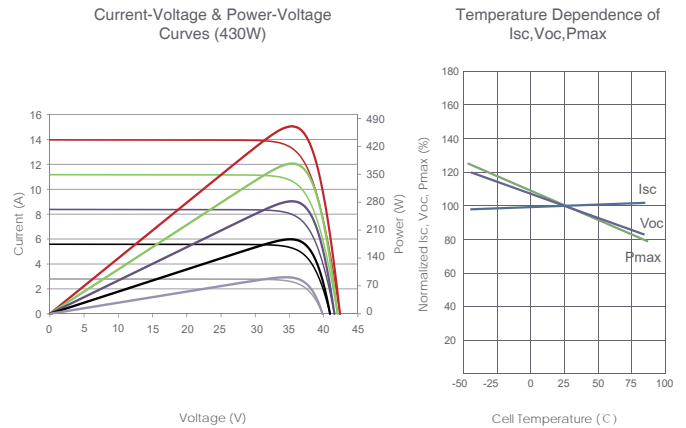


Packaging Configuration

(Two pallets = One stack)

36pcs/pallets, 72pcs/stack, 936pcs/ 40'HQ Container

Electrical Performance & Temperature Dependence



Mechanical Characteristics

Cell Type	N type Mono-crystalline
No. of cells	108 (6×18)
Dimensions	1722×1134×30mm (67.79×44.65×1.18 inch)
Weight	22 kg (48.50 lbs)
Front Glass	3.2mm, Anti-Reflection Coating, High Transmission, Low Iron, Tempered Glass
Frame	Anodized Aluminium Alloy
Junction Box	IP68 Rated
Output Cables	TUV 1×4.0mm ² (+): 400mm, (-): 200mm or Customized Length

SPECIFICATIONS

Module Type	JKM410N-54HL4		JKM415N-54HL4		JKM420N-54HL4		JKM425N-54HL4		JKM430N-54HL4	
	STC	NOCT	STC	NOCT	STC	NOCT	STC	NOCT	STC	NOCT
Maximum Power (Pmax)	410Wp	308Wp	415Wp	312Wp	420Wp	316Wp	425Wp	320Wp	430Wp	323Wp
Maximum Power Voltage (Vmp)	31.13V	29.06V	31.32V	29.21V	31.51V	29.34V	31.70V	29.50V	31.88V	29.63V
Maximum Power Current (Imp)	13.17A	10.61A	13.25A	10.68A	13.33A	10.76A	13.41A	10.83A	13.49A	10.91A
Open-circuit Voltage (Voc)	37.73V	35.84V	37.92V	36.02V	38.11V	36.20V	38.30V	36.38V	38.49V	36.56V
Short-circuit Current (Isc)	13.91A	11.23A	13.99A	11.29A	14.07A	11.36A	14.15A	11.42A	14.23A	11.49A
Module Efficiency STC (%)	21.00%		21.25%		21.51%		21.76%		22.02%	
Operating Temperature(°C)	-40°C~+85°C									
Maximum system voltage	1000/1500VDC (IEC)									
Maximum series fuse rating	25A									
Power tolerance	0~+3%									
Temperature coefficients of Pmax	-0.30%/°C									
Temperature coefficients of Voc	-0.25%/°C									
Temperature coefficients of Isc	0.046%/°C									
Nominal operating cell temperature (NOCT)	45±2°C									

*STC: Irradiance 1000W/m² Cell Temperature 25°C AM=1.5
 NOCT: Irradiance 800W/m² Ambient Temperature 20°C AM=1.5 Wind Speed 1m/s