

48QL6-DV

450-480 Watt

MONO-FACIAL MODULE
WITH DUAL GLASS



Higher Power on Front Side

Leading power class based on the enhanced N-type TOPCon platform, achieved through cutting-edge technology and an optimized layout that captures more sunlight.



Optimized Heat resistance

Optimized temperature coefficient achieved via advanced graphical patterning, busbar and multi-cell technology.



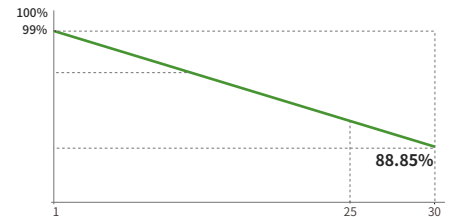
Proven Low Light Performance

Enhanced cell structure ensures superior module performance under low-light conditions.



Mechanical Load Enhanced

Certified to withstand:
5400 Pa front side max static test load
2400 Pa rear side max static test load



25 Year Product Warranty | **30** Year Linear Power Warranty | **1%** First-year Degradation | **0.35%** Annual Degradation Over 30 Years

- IEC61215:2021 / IEC61730:2023
- ISO9001:2015: Quality Management System
- ISO14001:2015: Environment Management System
- ISO45001:2018: Occupational health and safety management systems



JKMxxxN-48QL6-DV (xxx=450-480, in steps of 5)

Mechanical Characteristics

Cell Type	N- type Mono-crystalline
No. of cells	192 (48×4)
Dimensions	1762×1134×30 mm
Weight	21.7 kg
Front Glass	1.6 mm, Anti-reflection Coating
Back Glass	1.6 mm, Heat Strengthened Glass
Frame	Anodized Aluminium Alloy
Junction Box	IP68 Rated
Protection Class	Class II
IEC Fire Type	Class C
Connector Type	PV-JK03M/xy,PV-JK03M2/xy (JinKO) ; PV-KST4-EVO2A/xy,PV-KBT4-EVO2A/xy (Staubli)
Output Cables (Including Connector)	≥4.0 mm ² (+): 600 mm , (-): 400 mm or Customized Length

* MC4-EVO2 available upon request and subject to availability

Packaging Configuration

Pallet Dimensions	1792×1140×1249 mm
Packing Detail (Two pallets = One stack)	37 pcs/pallets, 74 pcs/stack, 962 pcs/ 40'HQ Container

Specifications (STC)

Maximum Power - Pmax [Wp]	450	455	460	465	470	475	480
Maximum Power Voltage - Vmp [V]	30.23	30.40	30.57	30.74	30.93	31.11	31.30
Maximum Power Current - Imp [A]	14.89	14.97	15.05	15.13	15.20	15.27	15.34
Open-circuit Voltage - Voc [V]	35.17	35.42	35.67	35.92	36.17	36.42	36.67
Short-circuit Current - Isc [A]	15.62	15.67	15.72	15.77	15.82	15.86	15.90
Module Efficiency STC [%]	22.52	22.77	23.02	23.27	23.52	23.77	24.02
Measurement Tolerance	STC: Pmax ± 3%, Voc ±5%, Isc ±5%						
Power Sorting	-5W ~ +15W						
Temperature Coefficient of Pmax	-0.26 %/°C						
Temperature Coefficient of Voc	-0.24 %/°C						
Temperature Coefficient of Isc	0.046 %/°C						

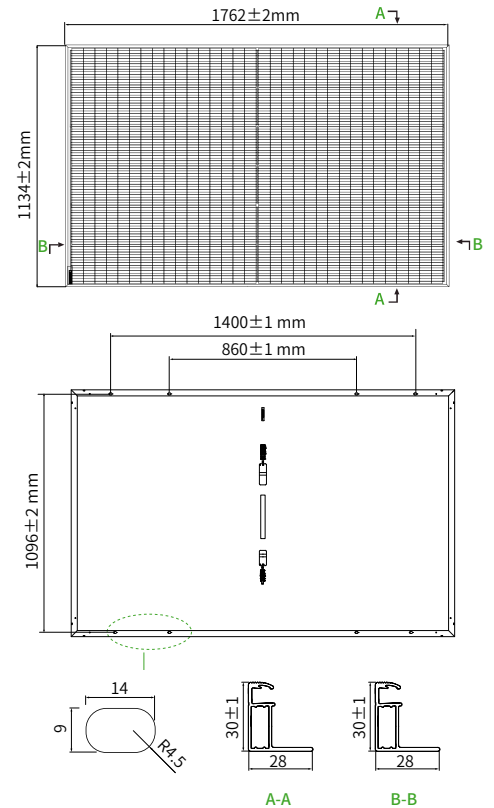
STC: Irradiance 1000W/m², Cell Temperature 25°C, AM=1.5

Application Conditions

Operating Temperature	- 40 °C to + 70 °C*
Module [T98] max	70 °C
Maximum System Voltage	1500 VDC (IEC)
Maximum Series Fuse Rating	30 A

*Short-term up to 85°C; higher operation requires IEC TS 63126 testing

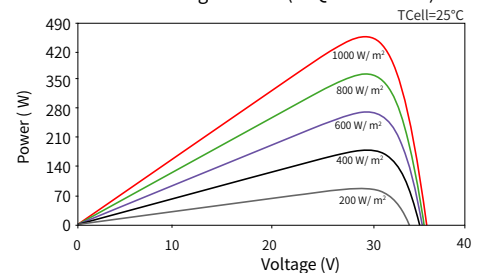
Engineering Drawings



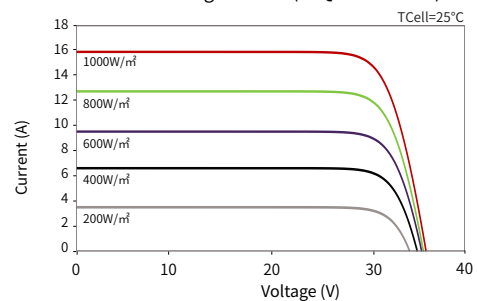
*Note: For specific dimensions and tolerance ranges, please refer to the corresponding detailed module drawings.

Electrical Performance

Power-Voltage Curves (48QL6-DV 475W)



Current-Voltage Curves (48QL6-DV 475W)



JinKO Solar

© 2026 Jinko Solar Co., Ltd. All rights reserved.

Note: Please read the safety and installation manual before using the product. We reserve the right of final interpretation. The specifications in this datasheet are subject to change without notice.

Made in China

JKM450-480N-48QL6-DV-F3C1-OC

www.jinkosolar.com