


# 51QL6-DV

480-515 Watt

MONO-FACIAL MODULE  
WITH DUAL GLASS



## Higher Power on Front Side

Leading power class based on the enhanced N-type TOPCon platform, achieved through cutting-edge technology and an optimized layout that captures more sunlight.



## Optimized Heat resistance

Optimized temperature coefficient achieved via advanced graphical patterning, busbar and multi-cell technology.



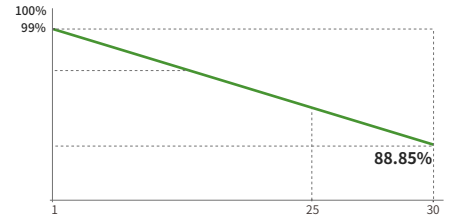
## Proven Low Light Performance

Enhanced cell structure ensures superior module performance under low-light conditions.



## Mechanical Load Enhanced

Certified to withstand:  
5400 Pa front side max static test load  
2400 Pa rear side max static test load



**25** Year  
Product Warranty

**30** Year  
Linear Power  
Warranty

**1%**  
First-year  
Degradation

**0.35%**  
Annual Degradation  
Over 30 Years

- IEC61215:2021 / IEC61730:2023
- ISO9001:2015: Quality Management System
- ISO14001:2015: Environment Management System
- ISO45001:2018: Occupational health and safety management systems



POSITIVE QUALITY™  
Continuous Quality Assurance

# JKMxxxN-51QL6-DV (xxx=480-515, in steps of 5)

## Mechanical Characteristics

Cell Type	N- type Mono-crystalline
No. of cells	204 (51×4)
Dimensions	1906×1134×30 mm
Weight	23.7 kg
Front Glass	1.6 mm, Anti-reflection Coating
Back Glass	1.6 mm, Heat Strengthened Glass
Frame	Anodized Aluminium Alloy
Junction Box	IP68 Rated
Protection Class	Class II
IEC Fire Type	Class C
Connector Type	PV-JK03M/xy,PV-JK03M2/xy (JinKO); PV-KST4-EVO2A/xy,PV-KBT4-EVO2A/xy (Staubli)
Output Cables (Including Connector)	≥4.0 mm <sup>2</sup> (+): 600 mm , (-): 400 mm or Customized Length

\* MC4-EVO2 available upon request and subject to availability

## Packaging Configuration

Pallet Dimensions	1936×1140×1249 mm
Packing Detail (Two pallets = One stack)	37 pcs/pallets, 74 pcs/stack, 888 pcs/ 40'HQ Container

## Specifications (STC)

Maximum Power - Pmax [Wp]	480	485	490	495	500	505	510	515
Maximum Power Voltage - Vmp [V]	32.26	32.42	32.58	32.74	32.90	33.05	33.21	33.36
Maximum Power Current - Imp [A]	14.88	14.96	15.04	15.12	15.20	15.28	15.36	15.44
Open-circuit Voltage - Voc [V]	37.40	37.66	37.92	38.18	38.44	38.69	38.94	39.19
Short-circuit Current - Isc [A]	15.60	15.65	15.70	15.75	15.80	15.85	15.90	15.95
Module Efficiency STC [%]	22.21	22.44	22.67	22.90	23.13	23.36	23.60	23.83
Measurement Tolerance	STC:Pmax ±3%, Voc ±5%, Isc±5%							
Power Sorting	-5W ~ +15W							
Temperature Coefficient of Pmax	-0.26 %/°C							
Temperature Coefficient of Voc	-0.24 %/°C							
Temperature Coefficient of Isc	0.046 %/°C							

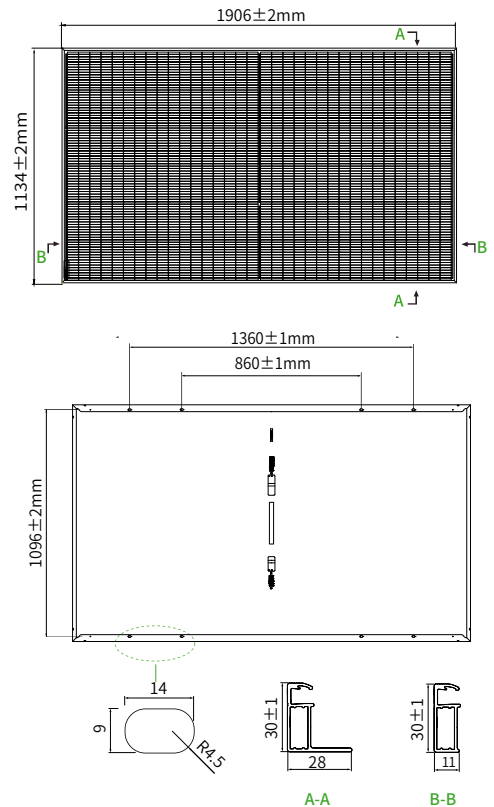
STC: Irradiance 1000W/m<sup>2</sup>, Cell Temperature 25°C, AM=1.5

## Application Conditions

Operating Temperature	- 40 °C ~ + 70 °C*
Module [T98]max	70 °C
Maximum System Voltage	1500 VDC (IEC)
Maximum Series Fuse Rating	30 A

\*Short-term up to 85°C; higher operation requires IEC TS 63126 testing

## Engineering Drawings



\*Note: For specific dimensions and tolerance ranges, please refer to the corresponding detailed module drawings.

## Electrical Performance

