


66QL6-BDV

630-670 Watt

85 ± 5% Bifaciality

BIFACIAL MODULE



Higher Power on Front Side

Leading power class based on the enhanced N-type TOPCon platform, through cutting-edge technology and an optimized layout that captures more sunlight.



Better Generation on Rear Side

Enabling industry-leading bifaciality in TOPCon cells through an improved structure that enhances light absorption and trapping.



Optimized Heat Resistance

Optimized temperature coefficient via advanced graphical patterning, busbar and multi-cells technology.



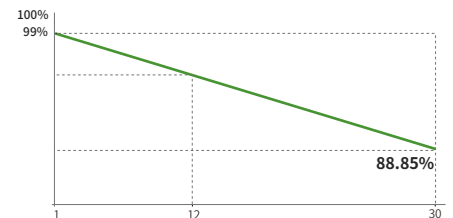
Proven Low Light Performance

Enhanced cell structure ensures superior module performance under low-light conditions.



Mechanical Load Enhanced

Certified to withstand:
5400 Pa front side max static test load
2400 Pa rear side max static test load



12 Year Product Warranty | **30** Year Linear Power Warranty | **1%** First-year Degradation | **0.35%** Annual Degradation Over 30 Years

*Warranty valid under Standard Test Conditions (STC) only

- IEC61215:2021 / IEC61730:2023
- ISO9001:2015: Quality Management System
- ISO14001:2015: Environment Management System
- ISO45001:2018: Occupational health and safety management systems



JKM630-670N-66QL6-BDV-F3C1-OC

JKMxxxN-66QL6-BDV (xxx=630-670, in steps of 5)

Mechanical Characteristics

Cell Type	N-type Mono-crystalline
No. of Cells	264 (66×4)
Dimensions	2382×1134×30 mm
Weight	32.5 kg
Front Glass	2.0 mm, Anti-reflection Coating
Back Glass	2.0 mm, Heat Strengthened Glass
Frame	Anodized Aluminium Alloy
Junction Box	IP68 Rated
Protection Class	Class II
IEC Fire Type	Class C
Connector Type	PV-JK03M/xy,PV-JK03M2/xy,PV-JC001/xy, PV-JC006/xyz (JinKO) ; PV-KST4-EVO2A/xy,PV-KBT4-EVO2A/xy (Staubli)
Output Cables (Including Connector)	4.0 mm ² (+): 600 mm , (-): 400 mm or Customized Length

Packaging Configuration

Pallet Dimensions	2396×1110×1251 mm
Packing Detail (Two pallets = One stack)	36 pcs/pallet, 72 pcs/stack, 720 pcs/ 40'HQ Container

Specifications (STC)

Maximum Power - Pmax [Wp]	630	635	640	645	650	655	660	665	670
Maximum Power Voltage - Vmp [V]	42.03	42.17	42.31	42.44	42.57	42.70	42.78	42.85	42.92
Maximum Power Current - Imp [A]	14.99	15.06	15.13	15.20	15.27	15.34	15.43	15.52	15.61
Open-circuit Voltage - Voc [V]	49.52	49.71	49.90	50.08	50.26	50.44	50.50	50.55	50.60
Short-circuit Current - Isc [A]	15.74	15.80	15.86	15.92	15.98	16.04	16.14	16.24	16.34
Module Efficiency STC [%]	23.32	23.51	23.69	23.88	24.06	24.25	24.43	24.62	24.80
Short-circuit Current - Isc [A] at BSI	19.72	19.80	19.88	19.94	20.02	20.11	20.23	20.35	20.47
Bifacial Factor	85 ± 5%								
Measurement Tolerance	STC: Pmax ±3%, Voc ±5%, Isc ±5%; BSI: Isc ±5%								
Power Sorting	0 ~ +3 %								
Temperature Coefficient of Pmax	-0.26 %/°C								
Temperature Coefficient of Voc	-0.24 %/°C								
Temperature Coefficient of Isc	0.046 %/°C								

STC: Irradiance 1000W/m², Cell Temperature 25°C, AM=1.5. BSI: Irradiance: Front 1000W/m², Rear 300W/m²

Specifications (BNPI)

Maximum Power - Pmax [Wp]*	702	707	713	718	724	729	735	741	746
Maximum Power Voltage - Vmp [V]	41.84	42.01	42.18	42.35	42.52	42.69	42.70	42.75	42.80
Maximum Power Current - Imp [A]	16.78	16.84	16.91	16.97	17.04	17.10	17.21	17.32	17.42
Open-circuit Voltage - Voc [V]	49.66	49.84	50.02	50.20	50.38	50.56	50.70	50.75	50.80
Short-circuit Current - Isc [A]	17.53	17.60	17.67	17.73	17.80	17.87	17.98	18.09	18.20

BNPI: Irradiance: Front 1000W/m², Rear 135W/m², Cell Temperature 25°C, AM=1.5.

*Measurement tolerance: Pmax ±3%, Voc ±5%, Isc ±5%

Bifacial Output-Rearside Power Gain

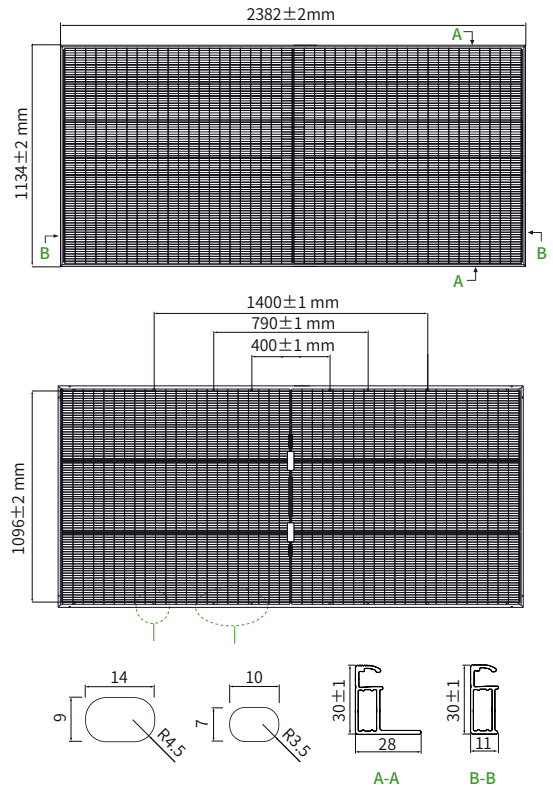
[15%] Maximum Power - Pmax [Wp]	725	730	736	742	748	753	759	765	771
---------------------------------	-----	-----	-----	-----	-----	-----	-----	-----	-----

Application Conditions

Operating Temperature	-40 °C ~ +70 °C*
Module [T ₉₈]max	70 °C
Maximum System Voltage	1500 VDC (IEC)
Maximum Series Fuse Rating	35 A
Bifaciality Coefficients	φVoc: 98±5 %, φIsc: 85±5 %, φPmax: 85±5 %

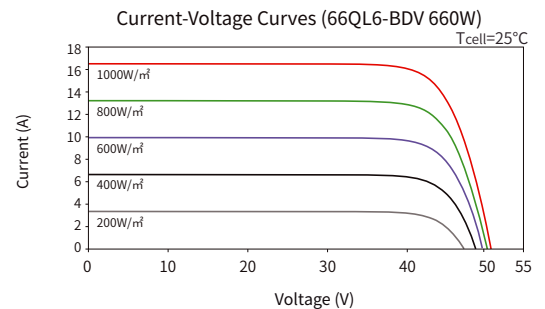
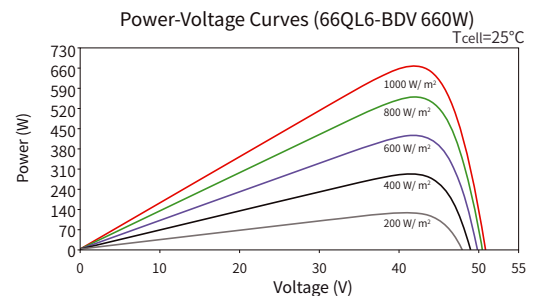
*Short-term up to 85°C; higher operation requires IEC TS 63126 testing

Engineering Drawings



Note: For specific dimensions and tolerance ranges, please refer to the corresponding detailed module drawings.

Electrical Performance



JinKO Solar
Made in China

JKM630-670N-66QL6-BDV-F3C1-OC

www.jinkosolar.com
www.jinkosolar.com.au

© 2026 Jinko Solar Co., Ltd. All rights reserved.

Note: Please read the safety and installation manual before using the product. We reserve the right of final interpretation. The specifications in this datasheet are subject to change without notice.