

# TIGER Neo

## 66HL5-BDV

725-745 Watt

BIFACIAL MODULE WITH DUAL GLASS

N-type



### HOT 3.0 Technology

N-type modules with JinkoSolar's HOT 3.0 technology offer better reliability and efficiency.



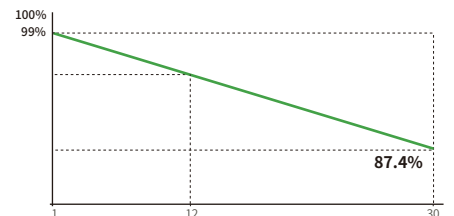
### Dual-Sided Power Generation

Dual-sided power generation gain increases with backside exposure to light, significantly reducing LCOE.



### Mechanical Load Enhanced

Certified to withstand:  
5400 Pa front side max static test load  
2400 Pa rear side max static test load



<b>12</b> Year Product Warranty	<b>30</b> Year Linear Power Warranty	<b>1</b> % First-year Degradation	<b>0.40</b> % Annual Degradation Over 30 Years
------------------------------------	--	---	--

\*Warranty valid under Standard Test Conditions (STC) only

- IEC61215:2021 / IEC61730:2023
- ISO9001:2015: Quality Management System
- ISO14001:2015: Environment Management System
- ISO45001:2018: Occupational health and safety management systems



JKM725-745N-66HL5-BDV-Z5C2-OC

# JKMxxxN-66HL5-BDV (xxx=725-745, in steps of 5)

## Mechanical Characteristics

Cell Type	N- type Mono-crystalline
No. of cells	132 (66×2)
Dimensions	2384×1303×33 mm
Weight	37.5 kg
Front Glass	2.0 mm, Anti-Reflection Coating
Back Glass	2.0 mm, Heat Strengthened Glass
Frame	Anodized Aluminium Alloy
Junction Box	IP68 Rated
Protection Class	Class II
IEC Fire Type	Class C
Connector Type	PV-JK03M/xy, PV-JK03M2/xy (Jinko); PV-KST4-EVO2A/xy, PV-KBT4-EVO2A/xy (Staubli)
Output Cables	4.0 mm <sup>2</sup> (+): 400 mm , (-): 200 mm or Customized Length

## Packaging Configuration

Pallet Dimensions	1325×1121×2496 mm
Packing Detail (Two pallets = One stack)	33 pcs/pallets, 594 pcs/ 40'HQ Container

## Specifications (STC)

Maximum Power - Pmax [Wp]	725	730	735	740	745
Maximum Power Voltage - Vmp [V]	41.00	41.11	41.23	41.35	41.47
Maximum Power Current - Imp [A]	17.69	17.76	17.83	17.90	17.97
Open-circuit Voltage - Voc [V]	49.20	49.36	49.52	49.68	49.84
Short-circuit Current - Isc [A]	18.74	18.81	18.88	18.95	19.02
Module Efficiency STC [%]	23.34	23.50	23.66	23.83	23.99
Short-circuit Current - Isc [A] at BSI	23.12	23.21	23.30	23.39	23.49
Measurement Tolerance	STC: Pmax ±3%, Voc ±5%, Isc ±5%; BSI: Isc ±5%				
Power Sorting	0 ~ +3 %				
Temperature Coefficient of Pmax	-0.29 %/°C				
Temperature Coefficient of Voc	-0.25 %/°C				
Temperature Coefficient of Isc	0.045 %/°C				

STC: Irradiance 1000W/m<sup>2</sup>, Cell Temperature 25°C, AM=1.5 BSI: Irradiance: Front 1000W/m<sup>2</sup>, Rear 300W/m<sup>2</sup>

## Specifications (BNPI)

Maximum Power - Pmax [Wp]	800	805	810	816	821
Maximum Power Voltage - Vmp [V]	41.03	41.14	41.25	41.36	41.47
Maximum Power Current - Imp [A]	19.50	19.57	19.64	19.71	19.78
Open-circuit Voltage - Voc [V]	49.12	49.25	49.38	49.51	49.64
Short-circuit Current - Isc [A]	20.71	20.79	20.87	20.95	21.03

BNPI: Irradiance: front 1000W/m<sup>2</sup>, rear 135W/m<sup>2</sup>, Cell Temperature 25°C, AM=1.5

Measurement tolerance: Pmax ±3%, Voc ±5%, Isc ±5%

## Bifacial Output-Rearside Power Gain

[15%] Maximum Power - Pmax [Wp]	834	840	845	851	857
---------------------------------	-----	-----	-----	-----	-----

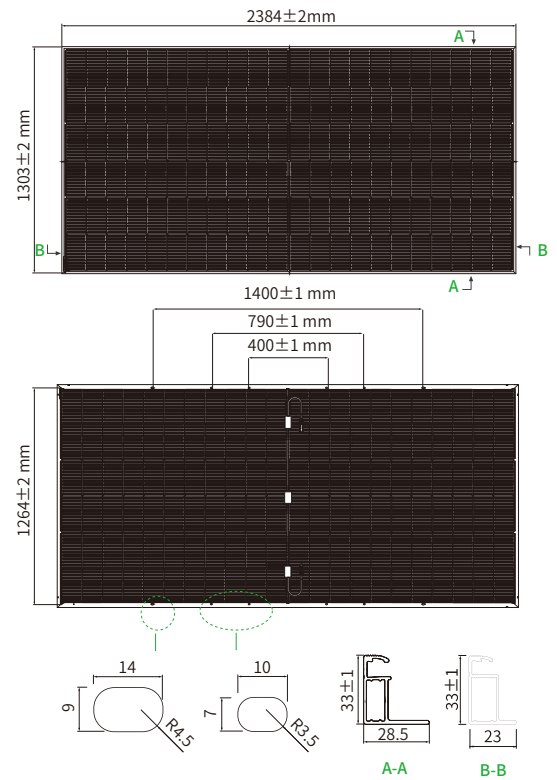
## Application Conditions

Operating Temperature	-40 °C ~ +70 °C*
Module [T98]max	70 °C
Maximum System Voltage	1500 VDC (IEC)
Maximum Series Fuse Rating	35 A
Bifaciality Coefficients	φVoc: 98±5 %, φIsc: 80±5 %, φPmax: 80±5 %

\*Short-term up to 85°C; higher operation requires IEC TS 63126 testing

**Jinko** Solar

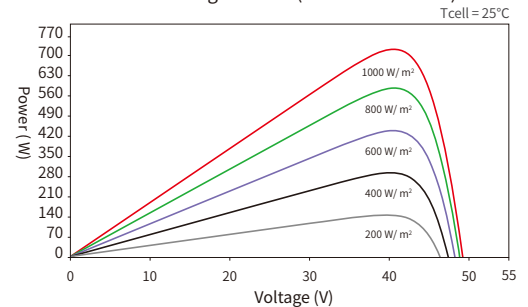
## Engineering Drawings



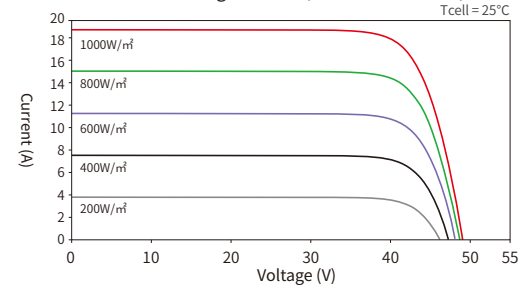
\*Note: For specific dimensions and tolerance ranges, please refer to the corresponding detailed module drawings.

## Electrical Performance

Power-Voltage Curves (66HL5-BDV 725W)



Current-Voltage Curves (66HL5-BDV 725W)



Made in china

JKM725-745N-66HL5-BDV-Z5C2-OC

www.jinkosolar.com  
www.jinkosolar.com.au

© 2026 Jinko Solar Co., Ltd. All rights reserved.

**Note:** Please read the safety and installation manual before using the product. We reserve the right of final interpretation. The specifications in this datasheet are subject to change without notice.